

Statement of Fund Allocation by Sector CY: 2020
LGU: MARIKINA CITY

PARTICULARS	Account Code	General Public Services	Social Services	Economic Services	Other Services	TOTAL
I. BEGINNING CASH BALANCE						337,034,308.37
1.1 Continuing Appropriation						
II. RECEIPTS						1,099,771,070.00
2.1 Tax Revenue						1,473,603,249.20
2.2 Operating and Miscellaneous Revenue						2,573,374,319.20
TOTAL INCOME						2,573,374,319.20
TOTAL AVAILABLE RESOURCES						2,573,374,319.20
NET AVAILABLE RESOURCES FOR APPROPRIATION						2,573,374,319.20
III. EXPENDITURES						
A. CURRENT OPERATING EXPENDITURES						
PERSONAL SERVICES						
Salaries and Wages - Regular	5-01-01-010	159,286,584.00	89,013,048.00	34,864,200.00		283,163,832.00
Salaries and Wages - Casual/Contractual	5-01-01-020	87,866,964.00	79,154,568.00	44,058,504.00		211,080,036.00
Personnel Economic Relief Allowance (PERA)	5-01-02-010	23,976,000.00	17,064,000.00	8,856,000.00		49,896,000.00
Representation Allowance (RA)	5-01-02-020	4,686,000.00	1,164,000.00	666,000.00		6,516,000.00
Transportation Allowance (TA)	5-01-02-030	4,686,000.00	1,164,000.00	666,000.00		6,516,000.00
Clothing/Uniform Allowance	5-01-02-040	5,994,000.00	4,266,000.00	2,214,000.00		12,474,000.00
Subsistence Allowance	5-01-02-050	-	3,528,000.00	-		3,528,000.00
Laundry Allowance	5-01-02-060	-	352,800.00	-		352,800.00
Hazard Pay	5-01-02-110	2,160,000.00	7,185,560.40	-		9,345,560.40
Overtime and Night Pay	5-01-02-130	3,634,994.31	700,000.00	100,000.00		4,434,994.31
Year End Bonus	5-01-02-140	41,192,258.00	27,102,736.00	12,570,064.00		80,865,058.00
SUB-TOTAL PERSONAL SERVICES		333,482,800.31	230,694,712.40	103,994,768.00		668,172,280.71

Statement of Fund Allocation by Sector CY: 2020
LGU: MARIKINA CITY

PARTICULARS	Account Code	General Public Services	Social Services	Economic Services	Other Services	TOTAL
Cash Gift	5-01-02-150	4,995,000.00	3,555,000.00	1,845,000.00	-	10,395,000.00
Other Bonuses and Allowances	5-01-02-990	1,378,000.00	-	-	-	1,378,000.00
Retirement and Life Insurance Premiums	5-01-03-010	29,658,425.76	19,513,969.92	9,050,446.08	-	58,222,841.76
PAG-IBIG Contributions	5-01-03-020	4,943,070.96	3,252,328.32	1,508,407.68	-	9,703,806.96
PHILHEALTH Contributions	5-01-03-030	3,259,262.70	2,241,404.99	1,076,414.22	-	6,577,081.91
Employees Compensation Insurance Premiums	5-01-03-040	1,198,800.00	853,200.00	442,800.00	-	2,494,800.00
Retirement Gratuity	5-01-04-020	6,834,079.03	1,793,759.49	2,016,838.06	-	10,644,676.58
Other Personnel Benefits	5-01-04-990	500,000.00	2,767,200.00	-	-	3,267,200.00
SUB-TOTAL PERSONAL SERVICES		52,766,638.45	33,976,862.72	15,939,906.04	-	102,683,407.21
TOTAL PERSONAL SERVICES		386,249,438.76	264,671,575.12	119,934,674.04	-	770,855,687.92
B. MAINTENANCE & OTHER OPERATING EXPENDITURES						
Traveling Expenses - Local	5-02-01-010	220,000.00	-	-	-	220,000.00
Training Expenses	5-02-02-010	4,420,000.00	-	-	-	4,420,000.00
Scholarship Grants/Expenses	5-02-02-020	100,000,000.00	-	-	-	100,000,000.00
Office Supplies Expenses	5-02-03-010	9,860,000.00	-	-	-	9,860,000.00
Accountable Forms Expenses	5-02-03-020	2,100,000.00	-	-	-	2,100,000.00
Animal/Zoological Supplies Expenses	5-02-03-040	-	-	500,000.00	-	500,000.00
Drugs and Medicines Expenses	5-02-03-070	-	10,000,000.00	-	-	10,000,000.00
Medical, Dental & Laboratory Supplies Expenses	5-02-03-080	-	5,000,000.00	-	-	5,000,000.00
Fuel, Oil and Lubricants Expenses	5-02-03-090	37,500,000.00	-	-	-	37,500,000.00
Other Supplies and Materials Expenses	5-02-03-990	8,110,000.00	1,000,000.00	-	-	9,110,000.00
Water Expenses	5-02-04-010	26,000,000.00	-	-	-	26,000,000.00
Electricity Expenses	5-02-04-020	110,000,000.00	-	-	-	110,000,000.00
Postage and Courier Services	5-02-05-010	40,000.00	-	-	-	40,000.00
SUB-TOTAL MAINTENANCE & OTHER OPERATING EXPENDITURES		298,250,000.00	16,000,000.00	500,000.00	-	314,750,000.00

Statement of Fund Allocation by Sector CY: 2020

LGU: MARIKINA CITY

PARTICULARS	Account Code	General Public Services	Social Services	Economic Services	Other Services	TOTAL
Telephone Expenses	5-02-05-020	5,024,000.00	-	-	-	5,024,000.00
Internet Subscription Expenses	5-02-05-030	3,110,000.00	-	-	-	3,110,000.00
Cable, Satellite, Telegraph and Radio Expenses	5-02-05-040	76,000.00	24,000.00	-	-	100,000.00
Awards/Rewards Expenses	5-02-06-010	100,000.00	-	-	-	100,000.00
Confidential Expenses	5-02-10-010	25,000,000.00	-	-	-	25,000,000.00
Extraordinary and Miscellaneous Expenses	5-02-10-030	5,177,582.99	-	-	-	5,177,582.99
Consultancy Services	5-02-11-030	42,665,200.00	2,149,225.60	120,000.00	-	44,934,425.60
Other Professional Services	5-02-11-990	17,884,800.00	-	-	-	17,884,800.00
Environment/Sanitary Services	5-02-12-010	-	120,000,000.00	-	-	120,000,000.00
Security Services	5-02-12-030	10,800,000.00	-	-	-	10,800,000.00
Other General Services	5-02-12-990	59,829,792.00	-	-	-	59,829,792.00
Repairs and Maintenance - Infrastructure Assets	5-02-13-030	-	2,500,000.00	27,500,000.00	-	30,000,000.00
Repairs and Maintenance - Buildings & Other Structures	5-02-13-040	5,800,000.00	-	-	-	5,800,000.00
Repairs and Maintenance - Machinery and Equipment	5-02-13-050	3,100,000.00	-	-	-	3,100,000.00
Repairs and Maintenance - Transportation Equipment	5-02-13-060	18,350,000.00	-	-	-	18,350,000.00
Repairs and Maintenance - Furniture and Fixtures	5-02-13-070	900,000.00	-	-	-	900,000.00
Repairs and Maintenance - Other Property, Plant and Equipment	5-02-13-990	1,000,000.00	-	-	-	1,000,000.00
Subsidy to Other Funds	5-02-14-060	15,000,000.00	-	-	-	15,000,000.00
Taxes, Duties and Licenses	5-02-16-010	10,250,000.00	-	-	-	10,250,000.00
Fidelity Bond Premiums	5-02-16-020	200,000.00	-	-	-	200,000.00
Insurance Expenses	5-02-16-030	4,000,000.00	-	-	-	4,000,000.00
Advertising Expenses	5-02-99-010	700,000.00	-	-	-	700,000.00
Printing and Publication Expenses	5-02-99-020	8,350,000.00	-	-	-	8,350,000.00
Representation Expenses	5-02-99-030	7,000,000.00	-	-	-	7,000,000.00
Rent Expenses	5-02-99-050	600,000.00	-	-	-	600,000.00
Membership Dues and Contributions to Organizations	5-02-99-060	500,000.00	-	-	-	500,000.00
Subscription Expenses	5-02-99-070	190,000.00	-	-	-	190,000.00
Donations	5-02-99-080	84,442,945.45	20,000,000.00	-	-	104,442,945.45
Other Maintenance and Other Operating Expenses	5-02-99-990	128,704,797.84	6,212,000.00	-	-	134,916,797.84
Bank Charges	5-03-01-040	50,000.00	-	-	-	50,000.00
SUB-TOTAL MAINTENANCE & OTHER OPERATING EXPENDITURES		458,805,118.28	150,885,225.60	27,620,000.00	-	637,310,343.88
TOTAL MAINTENANCE & OTHER OPERATING EXPENDITURES		757,055,118.28	166,885,225.60	28,120,000.00	-	952,060,343.88
TOTAL CURRENT OPERATING EXPENDITURES		1,143,304,557.04	431,556,800.72	148,054,674.04	-	1,722,916,031.80

Statement of Fund Allocation by Sector CY: 2020
LGU: MARIKINA CITY

PARTICULARS	Account Code	General Public Services	Social Services	Economic Services	Other Services	TOTAL
C. CAPITAL OUTLAY						
Other Land Improvements	1-07-02-990	-	-	5,000,000.00	-	5,000,000.00
Other Structures	1-07-04-990	-	16,548,647.19	-	-	16,548,647.19
Office Equipment	1-07-05-020	550,000.00	-	-	-	550,000.00
Information and Communication Technology Equipment	1-07-05-030	950,000.00	-	-	-	950,000.00
Communication Equipment	1-07-05-070	200,000.00	-	-	-	200,000.00
Motor Vehicles	1-07-06-010	2,200,000.00	-	-	-	2,200,000.00
Furniture and Fixtures	1-07-07-010	650,000.00	-	-	-	650,000.00
Other Property, Plant and Equipment	1-07-99-990	850,000.00	-	3,800,000.00	-	4,650,000.00
TOTAL CAPITAL OUTLAY		5,400,000.00	16,548,647.19	8,800,000.00	-	30,748,647.19


Statement of Fund Allocation by Sector CY: 2020
LGU: MARIKINA CITY


PARTICULARS	Account Code	General Public Services	Social Services	Economic Services	Other Services	TOTAL
D. NON-OFFICE EXPENDITURES						
5% MMDA Contribution for LGUs in NCR Only (R.A. No. 7924)		-	-	-	112,700,000.00	112,700,000.00
Terminal Leave Benefits		-	-	-	3,549,120.93	3,549,120.93
Debt Service		-	-	-	188,321,419.47	188,321,419.47
People's Law Enforcement Board (PLEB)		-	-	-	500,000.00	500,000.00
Gender and Development		-	-	-	128,668,715.96	128,668,715.96
1% Senior Citizen		-	-	-	25,733,743.19	25,733,743.19
Subsidy (MCCDC, Ordinance No. 28, Series 2010)		-	-	-	600,000.00	600,000.00
Child Protection		-	-	-	10,997,710.70	10,997,710.70
20% of IRA for Development Fund		-	-	-	219,954,214.00	219,954,214.00
5% Local Disaster Risk Reduction and Management Financial Assistance to Barangays (1,000 minimum aid)		-	-	-	128,668,715.96	128,668,715.96
		-	-	-	16,000.00	16,000.00
TOTAL NON-OFFICE EXPENDITURES		-	-	-	819,709,640.21	819,709,640.21
TOTAL APPROPRIATIONS		1,148,704,557.04	448,105,447.91	156,854,674.04	819,709,640.21	2,573,374,319.20

Certified Correct:


JASON G. NEPOMUCENO
 Acting Assistant City Budget Officer

Approved:


MARCELINO R. TEODORO
 City Mayor



Republika ng Pilipinas
SANGGUNIANG PANLUNGSOD NG MARIKINA

ORDINANCE No. 099
Series of 2019

ORDINANCE APPROVING THE ANNUAL BUDGET OF THE CITY GOVERNMENT OF MARIKINA FOR CALENDAR YEAR 2020 IN THE AMOUNT OF TWO BILLION FIVE HUNDRED SEVENTY THREE MILLION THREE HUNDRED SEVENTY FOUR THOUSAND THREE HUNDRED NINETEEN PESOS AND TWENTY CENTAVOS (₱2,573,374,319.20) COVERING THE EXPENDITURE PROGRAM FOR THE YEAR AND PROVIDING APPROPRIATIONS THEREOF

Introduced by:
Councilor ANGELITO R. NUÑEZ

WHEREAS, the City Mayor, Honorable Marcelino R. Teodoro respectfully forwarded to the City Council the Proposed Annual Budget of the City Government of Marikina for Calendar Year 2020 in the total amount of **TWO BILLION FIVE HUNDRED SEVENTY THREE MILLION THREE HUNDRED SEVENTY FOUR THOUSAND THREE HUNDRED NINETEEN PESOS AND TWENTY CENTAVOS (₱2,573,374,319.20)**;

WHEREAS, also attached therewith is the approved Annual Investment Plan (AIP) of the City for Calendar Year 2020, which embodies the priority programs of the City and the corresponding appropriation for each project;

WHEREAS, the City Council's Committee on Appropriation, which has primary jurisdiction over the review of the subject, conducted an extensive review of all the funded programs with the end view of carefully considering the budget allocations of all offices to make sure that the people of Marikina would best benefit from the programs of the City Government;

WHEREAS, Section 319 of Republic Act No. 7160 otherwise known as the Local Government Code of 1991 states that:

SECTION 319. Legislative Authorization of the Budget. -- On or before the end of the current fiscal year, the sanggunian concerned shall, through an ordinance, the annual budget of the local government unit for the ensuing fiscal year on the basis of the estimates of income and expenditures submitted by the local chief executive.

WHEREAS, the 1987 Constitution requires an appropriation law before public funds are spent for any purpose, Section 29 (2), Article VI of the Constitution specifically provides that no money shall be paid out of the Treasury except in pursuance of an appropriation made by law.

NOW THEREFORE, BE IT ORDAINED, AS IT IS HEREBY ORDAINED BY THE SANGGUNIANG PANLUNGSOD OF MARIKINA, in session duly assembled, that:

SECTION 1. Approval of Fund. The City Council of Marikina hereby approves the Annual Budget of the City for Calendar Year 2020, in the amount of **TWO BILLION FIVE HUNDRED SEVENTY THREE MILLION THREE HUNDRED SEVENTY FOUR THOUSAND THREE HUNDRED NINETEEN PESOS AND TWENTY CENTAVOS (₱2,573,374,319.20)**, provided that the amount appropriated herein shall be spent for its intended purpose and the disbursement thereof shall be in conformity with existing rules and regulations.

SECTION 2. Use of Fund. The herein appropriated amount shall be utilized as follows:

<i>Offices</i>	<i>Personal Services</i>	<i>MOOE</i>	<i>Capital Outlay</i>	<i>Total</i>
GENERAL PUBLIC SERVICES				
1. Office of the Mayor	46,579,287.00	403,738,328.44	4,200,000.00	454,517,615.44
2. OPSS	71,232,175.52	-	-	71,232,175.52
3. BOC	1,302,707.78	-	-	1,302,707.78
4. BPLO	16,542,896.26	10,000.00	-	16,552,896.26
5. MCDRRMO	21,756,553.32	1,430,000.00	-	23,186,553.32
6. Peace & Order	-	2,600,000.00	-	2,600,000.00
7. Office of the Vice-Mayor	17,090,903.66	3,340,000.00	300,000.00	20,730,903.66
8. Sangguniang Panlungsod	61,544,988.45	28,112,000.00	900,000.00	90,556,988.45
9. Personnel	10,995,999.50	51,089,792.00	-	62,085,791.50
10. Planning	11,445,035.92	-	-	11,445,035.92
11. Civil Registry	6,444,329.86	100,000.00	-	6,544,329.86
12. GSO	23,415,361.04	244,678,997.84	-	268,094,358.88
13. Budget	10,097,942.34	-	-	10,097,942.34
14. Accounting	10,765,488.42	-	-	10,765,488.42
15. Treasury	37,770,788.17	2,287,200.00	-	40,057,988.17
16. Assessor	15,659,414.88	10,000.00	-	15,669,414.88
17. PIO	4,956,872.78	24,000.00	-	4,980,872.78
18. Library	3,773,192.48	-	-	3,773,192.48
19. Legal	7,844,014.04	250,000.00	-	8,094,014.04
20. MISCC	4,705,950.14	1,656,000.00	-	6,361,950.14
21. Internal Audit Service	2,325,537.20	-	-	2,325,537.20
22. Asst. to MTC/RTC	-	4,164,000.00	-	4,164,000.00
23. Asst. to National Offices	-	11,764,800.00	-	11,764,800.00
24. Prosecutor's Office	-	1,800,000.00	-	1,800,000.00
Sub-Total (General Public Services)	386,249,438.76	757,055,118.28	5,400,000.00	1,148,704,557.04
SOCIAL SERVICES				
25. GAD	1,935,721.92	-	-	1,935,721.92
26. MDTO (Centex)	1,756,537.26	-	-	1,756,537.26
27. MSC	12,341,172.81	1,144,000.00	16,548,647.19	30,033,820.00
28. Health	114,701,553.31	17,029,225.60	-	131,730,778.91
29. LRPESO	2,876,760.70	-	-	2,876,760.70
30. CEMO	69,077,662.17	120,000,000.00	-	189,077,662.17

3

31. MSO	21,534,201.56	5,000,000.00	-	26,534,201.56
32. Parks & Recreational Office	19,852,867.73	2,500,000.00	-	22,352,867.73
33. CRO	6,209,598.14	-	-	6,209,598.14
34. SWDO	9,719,314.04	20,600,000.00	-	30,319,314.04
35. PPMO	2,207,565.31	-	-	2,207,565.31
36. OSCA	2,458,620.17	612,000.00	-	3,070,620.17
Sub-Total (Social Services)	264,671,575.12	166,885,225.60	16,548,647.19	448,105,447.91
ECONOMIC SERVICES				
37. Tourism	9,329,277.36	-	-	9,329,277.36
38. Trade and Industry	2,654,787.36	-	-	2,654,787.36
39. MASIDO	423,476.96	120,000.00	-	543,476.96
40. Veterinary	8,848,225.30	500,000.00	-	9,348,225.30
41. Engineering	82,587,553.70	27,500,000.00	8,800,000.00	118,887,553.70
42. Market	14,848,283.60	-	-	14,848,283.60
43. Bikeways	1,243,069.76	-	-	1,243,069.76
Sub-Total (Economic Services)	119,934,674.04	28,120,000.00	8,800,000.00	156,854,674.04
TOTAL	770,855,687.92	952,060,343.88	30,748,647.19	1,753,664,678.99
OTHER SERVICES	9,329,277.36	-	-	9,329,277.36
Statement of Statutory and Contractual Obligations				
a. 20 % IRA for Development Fund	-	-	219,954,214.00	219,954,214.00
b. Financial Assistance to Barangays (P1,000 min. aid)	-	16,000.00	-	16,000.00
c. Debt Service	-	188,321,419.47	-	188,321,419.47
d. PLEB	-	500,000.00	-	500,000.00
e. Terminal Leave Benefits	3,549,120.93	-	-	3,549,120.93
f. 5% Local Disaster Risk Reduction & Management	-	128,668,715.96	-	128,668,715.96
g. Gender & Development	-	128,668,715.96	-	128,668,715.96
h. Subsidy (MCCDC, Ordinance No. 28 Series 2010)	-	600,000.00	-	600,000.00
i. 5% MMDA Contribution for LGU's in NCR Only	-	112,700,000.00	-	112,700,000.00
j. 1% Senior Citizen	-	25,733,743.19	-	25,733,743.19
k. Child Protection	-	10,997,710.70	-	10,997,710.70
Sub-Total (Mandatory)	3,549,120.93	596,206,305.28	219,954,214.00	819,709,640.21
GRAND TOTAL	774,404,808.85	1,548,266,649.16	250,702,861.19	2,573,374,319.20

SECTION 3. Hereby granting authority to the City Mayor and all authorized offices to utilize and employ the aforesaid funds in accordance with the purpose in which they are appropriated.

SECTION 4. The City Mayor shall have full power and authority to represent the City of Marikina in signing, executing and delivering such agreements, contracts, deeds, papers, and other documents as may be necessary and proper for the full and total implementation of the authority herein granted.


SECTION 5. This Ordinance shall take effect upon its approval.

UNANIMOUSLY ENACTED by the **SANGGUNIANG PANLUNGSOD** of **MARIKINA**, this 23rd day of October, 2019.

I HEREBY CERTIFY to the correctness of the foregoing Ordinance which was duly enacted by the *Sangguniang Panlungsod* during its 16th Regular Session held at the City Council Session Hall on October 23, 2019.


NORALYN R. TINGCUNGO
City Council Secretary

**ATTESTED AND CERTIFIED
TO BE DULY ENACTED:**


MARION S. ANDRES, M.D.
City Vice Mayor/Presiding Officer

APPROVED by the HON. CITY MAYOR on NOV 22 2019


MARCELINO R. TEODORO
City Mayor